

# OWNERS MANUAL

Model #WB100

# BugZooka™

Catch Bugs Instantly!



*"The Kinder, Gentler Way To Win The War On Bugs!"*

**KEEP YOUR DISTANCE** while safely removing bugs from your home!  
Ideal for use in your home, RV, on house boats, in the garden, bug collecting, campers, cabins, and in the garage.

**NO BATTERIES**

**NO CHEMICALS**

**ENVIRONMENTALLY SAFE**

## IMPORTANT INSTRUCTIONS

**Congratulations** on your purchase of the *BugZooka™* – the fast, simple, safe and clean way to rid your home of unwanted spiders and bugs!! Develop your skills and soon you will be able to catch flying bugs in mid-air! Poisonous spiders? No problem with the *BugZooka™*. Never fear a bug again. No more bug squish or splatter on the walls.

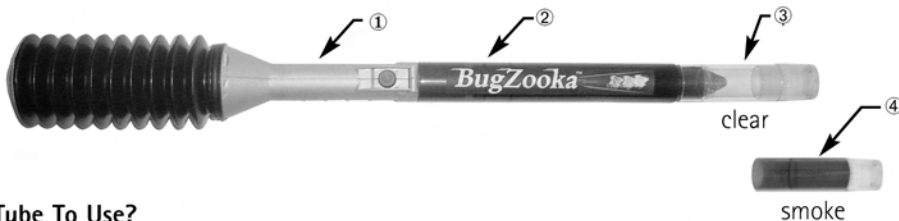
### HIGH TECH SIMPLICITY

The amazing new *BugZooka™* uses no expensive batteries that must be replaced or continually recharged. Its patent pending design is always ready for use and its exclusive bellow design creates over 10 times the instant suction of complex battery operated vacuum units. Unlike electric battery powered units that can be damaged by water or have electrical motor switch, or wiring problems, the rugged *BugZooka™* is designed to provide years of trouble free use with proper care. Noisy electric vacuum units scare bugs away. The light weight *BugZooka™* catches bugs silently and instantly! We use only the highest quality plastics and material in the *BugZooka™*.

## IMPORTANT

**BEFORE USE** Please read all operation and assembly instructions thoroughly before using the *BugZooka™*

**ASSEMBLY** With main suction unit ① in hand, simply attach telescopic extension tube, ② and either the clear ③ or smoke ④ removable catch tube and you are ready to catch spiders and bugs!



### Which Catch Tube To Use?

**HELPFUL HINTS** Kids enjoy using the **CLEAR** catch tube so they can see and study the bugs they collect. The **SMOKE** catch tube is best when you don't care to see the insects!

# OPERATING YOUR Bugzooka™

**STEP 1** Simply compress bellow until it locks in place



Hint: Compress bellow with hand or on hip (as shown)



**STEP 2** Once bug is located put trap doors ⑤ as close to bug as possible (1/2" or closer for maximum suction, see Fig. 4 above) and simply press the red trigger button ②. The bellow will quickly expand and the bug will be instantly sucked through the trap doors ⑤ and held in the removable catch tube ④. You won't believe your eyes! It's amazing! You can catch up to 40 moths in a single catch tube. If you notice suction starting to diminish, the catch tube should be cleaned or replaced.

## WARNING

Because the bellow expands, be sure **NEVER TO POINT THE BELLOW AT YOUR FACE OR BODY!** As shown in Figs. 5-9, always hold the Bugzooka™ so as to allow the bellow to expand freely. **Kids should never be allowed to operate the Bugzooka™ without proper adult supervision and instruction.**



"Develop your technique and discover the quick, clean and safe way to win the war on bugs!"


**STEP 3** To reach high ceilings, simply extend the telescoping tube ③, as shown in Fig. 6 above.

**STEP 4** What to do with the bugs you catch?

*With the Bugzooka™ you have several options!*

- Don't want to kill them?** Simply go outside, making sure the bellow is in the expanded position, and remove the trap doors ⑤ and push rapidly on the bellow several times to expel the bugs back outside as shown in Fig. 10.
- Just want them gone?** If left alone in the catch tube, bugs will eventually dehydrate and die. There is no need for the use of any **TOXIC** chemicals. If you wish to quicken the killing of the insects, simply spray a pea sized ball of tissue with a commercial household bug killer, and suck it into the catch tube.

**For a chemical free option,** place the catch tube in the freezer for approximately one hour, then empty and wash with mild soap.



# STORING YOUR BUGZOOKA™

Your new *BugZooka*™ comes with a convenient wall mount storage bracket that can be used when the unit is not in operation. See Fig. 12.

## Bracket Installation

Peel paper off foam tape located on bracket and place on the wall, in laundry room, kitchen, or utility closet for convenient access as shown.

Keep one in your RV, Boat, Garden Shed, Cabin or Garage.

## Cleaning Your BugZooka™


Since the *BugZooka*™ uses no electric motors, it can be conveniently cleaned using mild soap and water. *How Nice is That?!*

Fig. 12



Wall Mount  
(Shown  
Above)

## ASSEMBLY & PARTS LIST



# TROUBLE SHOOTING GUIDE

PROBLEM	POSSIBLE REASON	POSSIBLE SOLUTION
<i>BugZooka</i> ™ will not catch bug(s)	<ol style="list-style-type: none"><li>1. Not getting trap door close enough to bugs.</li><li>2. Trap doors are stuck or not operating properly.</li><li>3. Catch tube is full.</li><li>4. Bug is too big.</li></ol>	<ol style="list-style-type: none"><li>1. Trap door must be within 1/2" or closer for effective operation.</li><li>2. Push trap door with your finger to make sure they move freely.</li><li>3. Clean or replace catch tube.</li><li>4. RUN!</li></ol>

## ONE YEAR WARRANTY

Wyers Product Group, Inc. warrants that your product, except as noted below, is, on date of purchase, free from defects in material and workmanship. Wyers Product Group, Inc. will correct any such defect without charge if you return the complete product, either in person or by mail, postpaid and fully insured, to Wyers Product Group, Inc. within one year of purchase. Please include proof of purchase.

Warranty service must be performed by Wyers Product Group, Inc. Damage or loss of any kind resulting from servicing by any other person is not covered under this warranty. For warranty service, send complete unit, fully insured and postpaid to: Wyers Product Group, Inc. P.O. Box 4161 Englewood, CO 80155-4161 Attention: Service Department

This warranty is valid only under normal use in accordance with the instructions of care and use covered in the Owner's Manual. Further, this warranty does not cover damage by accident, misuse, abuse or by affixing any unauthorized accessory or alteration to the product, or by other conditions beyond our control. Wyers Product Group, Inc. SHALL NOT BE RESPONSIBLE FOR ANY INCIDENTAL, SPECIAL OR CONSEQUENTIAL DAMAGES. ALL IMPLIED WARRANTIES, INCLUDING BUT NOT LIMITED TO IMPLIED WARRANTIES OR FITNESS AND MERCHANTABILITY, ARE LIMITED IN DURATION TO ONE YEAR FROM DATE OF ORIGINAL PURCHASE.

This warranty gives you specific legal rights, and you may also have other rights which vary from state to state. Some states do not allow the exclusion or limitation of incidental or consequential damages or limitations on how long an implied warranty lasts, so that the above limitations and exclusions may not apply to you.

## FOR TECHNICAL SUPPORT

Contact:  **WYERS™ Products Group Inc.**

P.O. Box 4161 • Englewood, CO 80155

**Office:** Monday through Friday 8:30 am - 5:00 pm Mountain Standard Time

Toll Free: 1-866-796-8500

Fax: (303) 796-8540

This Product is manufactured to Wyers Products exact specifications in Taiwan and/or China.

# SAVE THESE INSTRUCTIONS!